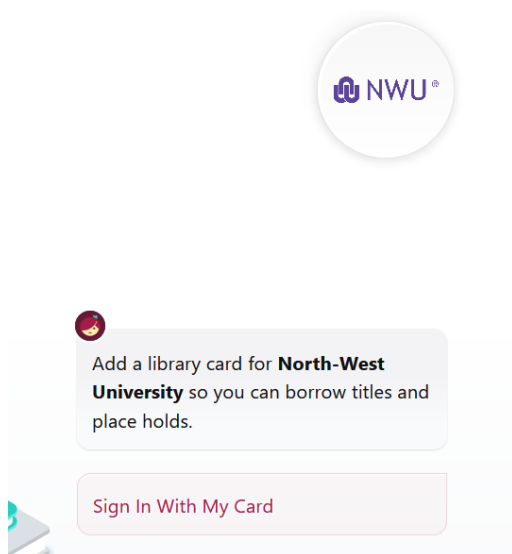


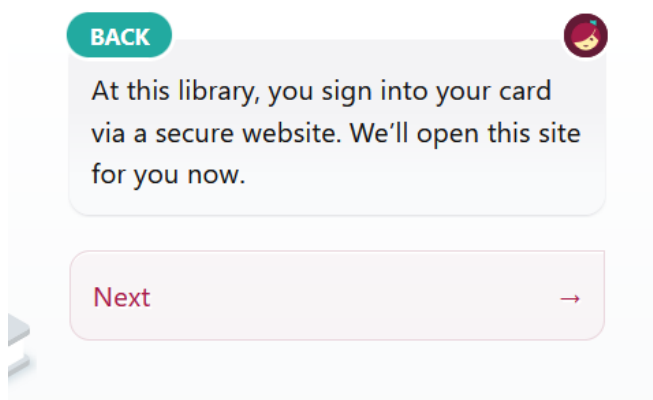
Library and Information Service

ACTIVATING YOUR LIBRARY CARD ON LIBBY (OVERDRIVE)

- 1 Go to <https://libbyapp.com/library/north-west>.
- 2 Click on *Sign in with my card*.



- 3 Click on *Next*.

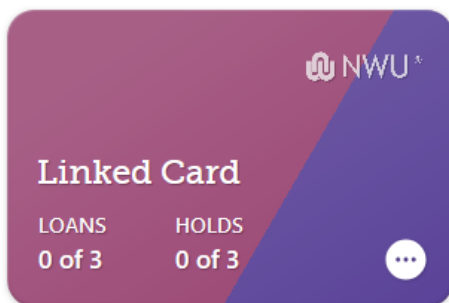


- 4 You will be taken to the CAS authentication web page, where you will log in with your CAS username and password. (This is the same username and password you use to log into eFundi.).

< Back



Okay, you're signed in! Here is your library card.



Next



Original details: (10727248) \activating-library-card-libby.docm
2 October 2024

File reference: 2.13.1