







NWU Libraries		Virtual tour	Building Number	Contact us	Hours
 Mahikeng			A7	018 389 2017	Mon – Fri: 7:30 – 22:00 Sat: 8:00 – 14:00 Recess Mon – Fri: 8:00 – 17:00 Sat: 8:00 – 13:00
 Potchefstroom			E7	018 285 2631	Mon – Fri: 7:30 – 22:00 Sat: 8:00 – 14:00 Recess: Mon – Fri: 8:00 – 17:00 Sat: 8:00 – 13:00
Branch Libraries	Education		C6c	018 299 1578	Mon – Fri: 7:30 – 18:00 Sat: 10:00 – 13:00
	Music		K1	018 299 2808	Mon – Fri: 7:30 – 17:00 Sat: Closed
	Natural Sciences		G1	018 299 2810	Mon – Fri: 7:30 – 17:00 Sat: Closed
	Theology		K11	018 299 2809	Mon – Fri: 7:30 – 17:00 Sat: Closed
 Vanderbijlpark			A14	016 910 3170	Mon - Fri: 7:30 - 22:00 Sat: 8:00 - 14:00 Recess Mon - Fri: 8:00 - 17:00 Sat: 8:00 - 13:00



Library and Information Service

Postgraduate Support

How many books may I borrow?

Category	Books	Period
4th Year/ Honours	10	1 Month
M&D	15	1 Month

 NWU®
STUDENT
MOITHUTI



Keep your student card ready when you visit the library to borrow books, access the research section, for photocopying and printing.

EAGI
12345678
CAMPUS



<http://library.nwu.ac.za/>

<http://library.nwu.ac.za/research-support>

Library Support in every step of the research process



WHERE DO I START?

The library has a dedicated web page, with all the information you may need. You can access scholarly sources such as journals, eBooks, previous theses and dissertations, videos, etc.

<https://library.nwu.ac.za/>



Connect with the library?

Follow the library on social media.

Instagram: @nwulibraries

Facebook: nwulibraries

X (Twitter): @nwulibraries

INFORMATION SERVICES

You have a dedicated [faculty librarian](#) who can assist you in your postgraduate journey!.

Your Faculty Librarians can assist you with:

- literature searches on different databases by appointment, via email or a through an instant chat or inquiry service
<https://nwu.libanswers.com/>
- search [research data](#) on DaYta Ya Rona, other [repositories](#) and [registries](#)
- searches on Nexus and ProQuest Theses & Dissertations
- search [NWU Theses & Dissertations](#) on Boloka
- training of staff and students in database searching, referencing and bibliographic management
- [interlibrary loans](#)

Advice on:

- referencing
- [bibliometrics and altmetrics](#)
- [ORCID](#) and other researcher IDs to improve the impact of research

- [Choose the best journal](#) for your article!
- Authors guidelines from [publishers](#) when submitting a journal article
- self-submission of research output on Boloka (NWU Institutional Repository)

RESEARCH DATA MANAGEMENT (RDM)

- Research Data Management is the process of controlling the information generated during a research project. Any research will require some level of [data management](#). [Research funders](#) are increasingly requiring proof of sound data management practices. Managing data is an integral part of the research process.

RESEARCH COMMONS

The [dedicated Research areas](#) in all three libraries give exclusive access to postgraduate students and researchers.

These areas provide the opportunity to work in a secluded space conducive to research and offer the following:

- spacious computer work stations
- seminar rooms which can be booked via the library web page
- individual study cubicles
- ample power plugs for laptops and tables
- printing and scanning facilities
- computers equipped with research software programmes
- [research support](#).

For any RDM enquiries, contact eresearch@nwu.ac.za or [RDM page](#).



Our libraries are **wheelchair friendly** and accommodate users with special needs

Research and Open Scholarship

Access more information on Research and Open Scholarship here:
<https://library.nwu.ac.za/research-support>



1. PREPARE

Decide on a research topic, formulate your research question and plan the project. Our [Research Librarians](#) are here to assist you with your research.



2. GATHER

[Training sessions](#) by Research Librarians enable you to find literature sources and develop your research skills.

Literature searches - Consult LibGuides for databases by subject and services rendered by Research Librarians Book or articles not locally available can be requested from other libraries via [Interlibrary Loans](#).



3. CREATE

Use these [tools](#) to analyse your data, create and manage your research.

Referencing

- Writefull Cite (Ask your librarian for assistance)
- EndNote (Training sessions are provided)
- NWU Referencing Guide Data Analysis Tools
- Research tools like Atlas.ti, SPSS and STATISTA are installed on computers in the libraries' dedicated research areas. Writing and proofreading
- Consult Postgraduate MS Word Template
- Contact NWU writing centres and language editors
- Writefull Revise (Ask your librarian for assistance)



4. PRESERVE

Manage and preserve research output ([theses/dissertations](#), [articles](#) etc) in the Institutional Repository ([Boloka](#)) and



5. PUBLISH / SHARE

[research data](#) in the Institutional Research Data Repository ([DaYta Ya Rona](#)/Figshare). Institutional Repositories preserve and indexes NWU research output and research data, resulting into increased visibility and impact of NWU research.

Publish and share in the print and digital forms. Select [accredited journals](#), take into account Journal Impact Factors and Guidelines for Authors on Open Access - The NWU Libraries are committed to Open Access. [Publish your articles](#) open access at no cost to you from journals negotiated by [UIS and SANLIC](#). Binding of research - the library assists with the binding of theses and dissertations.



6. MEASURE / IMPACT

Researchers are increasingly required to report the impact of their research, and there are [several tools](#) available for extracting relevant information for:

- Faculty Impact Factors (JCR)
- [Altmetrics, Bibliometrics and H-index](#)
- Research(er) profiles (register for an [ORCID ID](#))
- [NBE calling](#)
- [Grant application](#)
- Promotion and tenure

[Welcome to a Virtual Tour of Our Libraries](#)